

Accessories improve cleat performance

● These accessories expand the capability of a conventional Clamcleat® rope cleat while retaining the advantage of not having any moving parts to jam or seize up.

● The most innovative accessory is the Keeper (patent pending). This has been designed to overcome the problem of lines being cleated accidentally as well as improving the performance of cleats by holding lightly-loaded lines in the jaws of a cleat.

Tapered Pad allows correct rope/cleating alignment.



Mount either way round.



Pads can be stacked to increase angle or create a riser block.

Backplate provides under deck support when bolting through thin sections. Supplied with every tapered pad.



Award winning **Keeper** automatically prevents unwanted cleating.

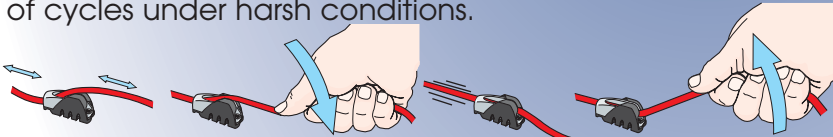
Lead-in allows easy cleating.

Holds rope in teeth under no load or when mounted upside down.

Drainage slots.

Mount on flat or curved surface.

Tested for thousands of cycles under harsh conditions.



Pull rope back and down to cleat

Lift up to release

Two full ranges

Cage allows easy cleating at extreme angles



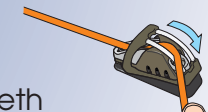
Wear resistant stainless steel



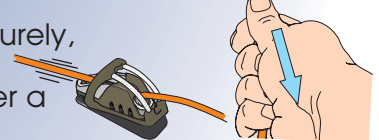
Rope runs free - Keeper keeps rope out of teeth



Pull rope down to cleat. Sloping rear automatically guides rope into teeth



Rope held securely, even if cleat is mounted under a surface.



CL814	CL816	CL818	mm Ø inch Ø	mm Ø inch Ø	mm Ø Gauge	mm Ø inch Ø
CL814 Keeper for CL203, CL211 Mk1, CL211 Mk1AN, CL217 Mk1, CL218 Mk1, CL236 & CL236AN			3 - 6 1/8-1/4	4.8 3/16	4.8 / 5 No10	5 3/16 #10
CL816 Cage for CL203, CL211 Mk1, CL211 Mk1AN, CL236 & CL236AN Requires CL814 Keeper			-	-	-	-
CL818 Tapered Pad for CL203, CL211 Mk1, CL217 Mk1, CL218 Mk1, CL236, CL704 & CL704AN			3 - 6 1/8-1/4	4.8 3/16	4.8 / 5 No10	5 3/16 #10

CL815	CL817	CL819	mm Ø inch Ø	mm Ø inch Ø	mm Ø Gauge	mm Ø inch Ø
CL815 Keeper for CL211 Mk2, CL211 Mk2AN, CL211 Mk2/S2 & CL211 Mk2AN/S2			3 - 6 1/8-1/4	4 5/32	4 / 4.2 No8	4 5/32 #8
CL817 Cage for CL211 Mk2 & CL211 Mk2AN, Requires CL815 Keeper			-	-	-	-
CL819 Tapered Pad for CL211 Mk2, CL217 Mk2, CL218 Mk2 & CL211 Mk2/S2			3 - 6 1/8-1/4	4 5/32	4 / 4.2 No8	4 5/32 #8